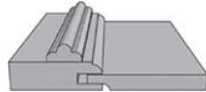
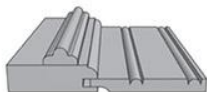


**FP111**  
 Minimum Width: 8"  
 Minimum Height: 8"  
 \* Note: Nominal 1/4" panel



**IP111**  
 Minimum Width: 8"  
 Minimum Height: 8"  
 \* Note: 3/8" panel



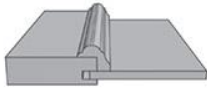
**IP111 / IPA15**  
 Minimum Width: 8"  
 Minimum Height: 8"  
 \* Note: 3/8" panel, IPA15 Groove



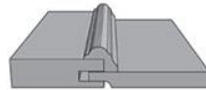
**RP111**  
 Minimum Width: 8"  
 Minimum Height: 8"  
 \* Note: 3/4" panel

All framing will be 2 1/4" wide unless otherwise noted. Panel thicknesses will be 3/4" unless otherwise noted.

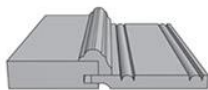
---



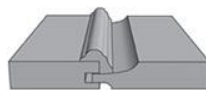
**FP112**  
 Minimum Width: 8"  
 Minimum Height: 8"  
 \* Note: Nominal ¼" panel



**IP112**  
 Minimum Width: 8"  
 Minimum Height: 8"  
 \* Note: ⅜" panel



**IP112 / IPA15**  
 Minimum Width: 8"  
 Minimum Height: 8"  
 \* Note: ⅜" panel



**RP112**  
 Minimum Width: 8½"  
 Minimum Height: 8½"  
 \* Note: ¼" panel

All framing will be 2¼" wide unless otherwise noted. Panel thicknesses will be ¾" unless otherwise noted.